



Accessible Showers and ADA Showers


Accessible Showers and ADA Showers **eliminate the 'curb'** helping people with limited mobility to walk into the shower or for a wheelchair to be rolled directly into the shower.

Easy access allows people of all abilities to **enjoy a safe and comfortable bathroom** without sacrificing style.

The Accessibility Professionals team has assisted many people and organizations to transform their bathrooms, making them easier to use.

We are pleased to offer you **many choices of residential Accessible showers and commercial ADA Shower styles, sizes, colors and accessories** to ensure that we can meet your needs.

Commercial ADA showers meet ADAAG guidelines when equipped with the recommended accessories.



For the most part, Accessible and ADA showers are designed and manufactured for 1 of 2 types of projects:


Remodeling

Multi-piece Accessible and ADA Showers

Accessible Showers are often used for replacing an existing bathtub or adding a shower to the main floor.

Accessible shower stalls come in 3 to 5 pieces for remodeling a bathroom in an existing home, as a one piece shower will not fit through doors and hallways.

Multi-piece units are assembled in place and fit together with a beautiful water tight fit.

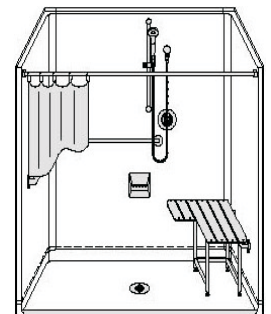


New Construction

One Piece Accessible and ADA Showers

One piece showers are economical and easy to install. They are ideal for a new home or when adding an addition to a home.

ADA Showers and Residential Accessible Showers are available in a variety of one-piece sizes and styles with smooth finishes and easy to clean tile look.





Accessible and ADA Showers



38" x 39"

APTXST3838BF5

One piece ADA transfer stall
Tile look with Diamond Accents
ADA compliant when outfitted with ADA
accessory package.



41.25" x 36.25"

APES4136BF875

Express ship

One piece Acrylic ADA
transfer shower

Includes inside corner grab bar,
HDPE fold up shower seat and
curtain rod.



39" x 39.5" FREE OM

APF3698BF625

Express ship

One piece smooth wall
transfer shower

ADA compliant when outfitted with ADA
accessory package.



48" x 35 1/2"

APTH4836BF2

One piece Accessible
residential shower,
Acrylic with moded seat,
center drain.



40" x 39.5"

APTXST3938BF625

One piece diamond tile look
transfer shower

ADA compliant when outfitted with ADA
accessory package.



48" x 37" FREE OM

APF4836BF4P

Express Ship

Four piece Freedom
Accessible shower

8" Tile look, center drain.



40.25" x 39.5" FREE OM

APF3637BF3P

Express ship

Three piece smooth wall
transfer shower

ADA compliant when outfitted with ADA
accessory package.



48" x 37"

APTXST4836BF625

One piece Accessible
residential shower,
Tile look with diamond accents,

center drain.



Accessible and ADA Showers



50" x 38"

APTXST5038BF5

One piece Accessible Residential Shower
Tile look with diamond accents, center drain.



60" x 31" *FREE* OM

APF6030BF5PC.75

Express Ship

Five piece Accessible Residential Bathtub replacement shower
8" tile look, center drain.



54" x 31" *FREE* OM

APFXST5430BFKD1

Four Piece Accessible Residential Bathtub Replacement Shower
Roll in, Left or Right Drain, Tile look with diamond accents.



60" x 33" *FREE* OM

APF6033BF5P

Express Ship

Five piece Accessible Residential Bathtub replacement shower
Roll-in, Right, Left drain or Center drain, 8" Tile look



54" x 48"

APTH4848BF2

One piece Acrylic Accessible Residential Shower
Acrylic Dome, center drain.



60" x 36"

APTG6036BF2

One piece Accessible Residential shower
Smooth Wall, center drain.



60" x 31" *FREE* OM

APF6030BF5P

Express Ship

Five Piece Accessible Residential Bathtub replacement shower
Roll-in, right or left drain, 8" tile look.



60" x 37" *FREE* OM

APF6036BF5P

Express Ship

Five piece Accessible Residential Bathtub replacement shower
Roll-in, center drain, 8" tile look.



Accessible and ADA Showers



60" x 49" *FREE* OM

APF6048BF5P

Express Ship

Five piece Accessible Residential Bathtub replacement shower
Roll-in, center drain, 8" tile look.



62" x 39.5"

APTG6239BF75

One piece ADA Roll-in Shower,

Smooth wall, center drain
ADA compliant when outfitted with ADA accessory package.



61" x 61" *FREE* OM

APF6060BF3P

Express Ship

Three piece Accessible Residential Corner
Roll in, center drain, 8" tile look.



63" x 34" *FREE* OM

APF6333BF75

Express Ship

One piece ADA Roll-in Shower

Tile look with diamond tile accents.
center drain. Factory installed seat and grab bar included.



61" x 61" *FREE* OM

APF6060BF5P

Express Ship

Five piece Accessible Residential Shower
Roll in, center drain, 8" tile look.



63" x 34" *FREE* OM

APF6334BF75

One piece ADA Roll-in Shower

Center drain, tile look with diamond tile accents.
ADA compliant when outfitted with ADA accessory package.



62" x 33"

APTXSS6233BF75

One piece ADA Roll-in Shower,

Smooth wall, center drain
ADA compliant when outfitted with ADA accessory package.



63" x 38.5"

APF6437BF75

One piece ADA Roll-in Shower

Tile look, center drain
ADA compliant when outfitted with ADA accessory package.



Accessible and ADA and Easy Step Showers



64" x 30.25"
APTS6430BF75
ADA Roll in shower
One piece Acrylic
ADA compliant when outfitted with
ADA accessory package.



48" x 37"
APF3648SH4
One piece Easy-step
shower with 4" curb.
Tile look, molded seat
and center drain.



64" x 35"
APTG6037BF3P
Three piece ADA Roll-in
Shower
Smooth wall, center drain
ADA compliant when outfitted with
ADA accessory package.



60" x 31"
APF6030SH5P
Five piece Easy-step
shower with 4" curb
8" tile look, left, right
or center drain.



64.5" x 36.25"
APTS6436B75B
One piece ADA Roll-in
Shower, Acrylic Dome
ADA compliant when outfitted with
ADA accessory package"
Diamond tile look, ID. 60"x32".



60" x 33"
APF6032SH3P
Three piece Easy-step
shower with 4" curb.
Tile look, molded seat and
foot ledge. Left or right drain.

Easy Step Showers



48" x 37"
APF4836SH4P3
Four piece Easy step
shower with 4" curb
8" tile look, center drain.



60" x 36"
APT6036SH4
One piece Easy-step
shower with 4" curb.
Tile look, molded seat,
left or right drain.



Accessible and ADA Shower Pans



38 5/8" x 38 7/8"
ADA Transfer Base
(36" x 36" inside)
APF3838BFPAN



60" x 49" *FREE* *OM*
APF6048BFPAN
Center drain



48" x 37" *FREE* *OM*
APF4836BFPAN
Center Drain



60" x 61" *FREE* *OM*
APF6060BFPAN
Center drain



60" x 31" *FREE* *OM*
APF6030BFPAN
Left or Right drain



61" x 61" *FREE* *OM*
APF6060BFDEPAN
Center drain



60" x 31" *FREE* *OM*
APF6030BFPANC.75
Center drain



62" x 32" *FREE* *OM*
APF6232BFPAN
ADA Roll-in pan
(60"x 30" inside)



60" x 33" *FREE* *OM*
APF6033BFPAN
Left or Right drain



62" x 38" *FREE* *OM*
APF6238BFPAN
ADA Roll-in pan
(60"x 36" inside)



60" x 33" *FREE* *OM*
APF6033BFPANC.75
Center drain



66" x 36"
APA6636BFPAN
ADA, Acrylic,
Center drain
(61"x 33" inside)



60" x 37" *FREE* *OM*
APF6036BFPAN
Center drain



Popular One Piece and Multipiece ADA and Accessible Showers



60"x31" Bathtub Replacement
5 Piece Accessible Shower
APF6030BF5P



60"x49" Accessible Shower in biscuit
5 Piece Roll-in Shower
APF6048BF5P



39"x39.5" ADA Transfer Shower
1 Piece, Smooth wall
APF3698BF625



54"x48" Accessible Shower
Acrylic One Piece
APTH4848BF2



63"x34" ADA Roll-in Shower
1 piece 60"x30" inside dimension
APF6334BF75



All Accessibility Professionals Accessible and ADA showers are designed for durability and ease of installation

Hundreds of choices of wheelchair accessible shower styles, sizes, colors and accessories ensure that we can offer the right accessible bathing solution for your needs.

Some accessory choices include:



Grab bars,



Hand held shower with glide bar and pressure balanced valve



*Shower curtain and rod,
Premium nylon curtain shown*



*Fold up shower bench,
APCSEA2215P shown*



Collapsible water retainer

To order or for more information, please call **1-877-947-7769** or visit our website **www.AccessibilityPro.com**

ADA and Accessible Showers are designed in compliance with the following codes and standards:

A.N.S.I. Z124.2 Standards for Plastic Showers-IPC. International Plumbing Code-UPC. Uniform Plumbing Code Showers meet UL and many meet CSA standards for safety and have been tested to meet industry fire rating standards. All showers come with a 3 year manufactures limited warranty (acrylic showers 5 years) on shower shell defects.

In Addition, ADA Showers are also designed in compliance with the following:

ADA Accessibility Guildlines for Building and Facilities - ANSI.A117.1 Access and Usable Buildings and Facilities

Accessories are subject to the particular manufacturers warranty.